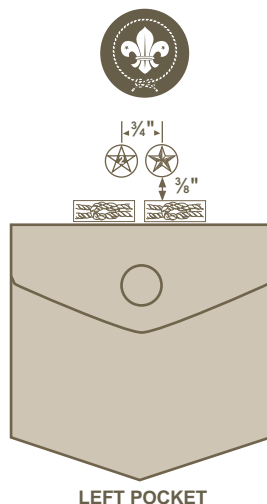

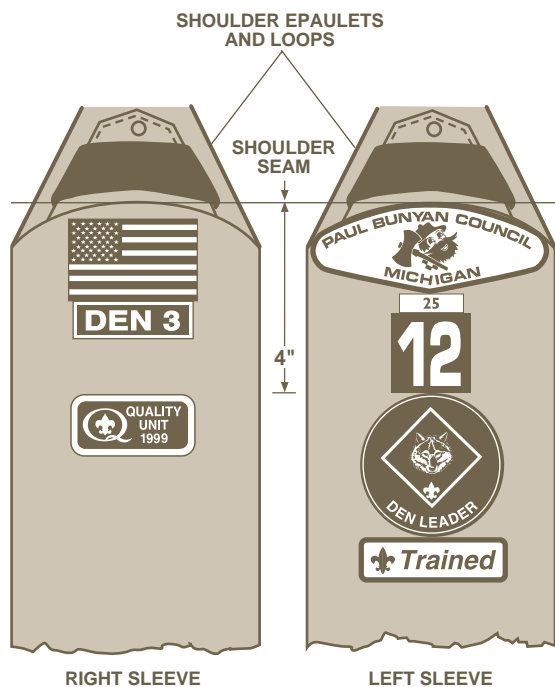


OFFICIAL PLACEMENT OF INSIGNIA FEMALE LEADER UNIFORM INSPECTION SHEET



Right Sleeve. U.S. flag emblem. Den numeral or emblem, if applicable, below and touching flag. Only the most recent Quality Unit Award may be worn, 4 inches below the seam.

Left Sleeve. Council patch, badge of office, and, if applicable, unit numeral. Badge of office is centered 4 inches below shoulder seam, but if numeral is worn, it is centered below numeral and touching it. The veteran unit bar (25, 50, 55, 60, 65, 70, 75, or 80 years) is positioned above and touching the unit numeral and also touching council patch. When earned, the Trained leader strip is worn touching the badge of office.

***Right Pocket.** Cub Scout leaders may wear one temporary insignia centered between the right shoulder seam and the BSA strip, above the pocket. Boy Scout and Venturing leaders may wear one temporary insignia centered on the pocket. Order of the Arrow lodge insignia is worn on the pocket flap. The name tag may be worn just above the BSA strip, or on the pocket flap if no lodge insignia is worn. National jamboree insignia is worn centered and above the name tag and the BSA strip.

Left Pocket. Service stars and embroidered knots worn as shown, centered above the pocket. The World Crest emblem is worn centered between the left shoulder seam and the top of the left pocket.

*See special rules for national and international events in *Insignia Guide*, No. 33066A.



The Scouting Seal is your guarantee of quality, excellence, and performance.

SHOULDER SEAM



Position diagram of insignia (see above) right on sleeve to guide you on proper placement.

OVER

FEMALE LEADER UNIFORM INSPECTION SHEET

☐ **Attendance.** Inspection attendance merits 15 points.

☐ **Cap (optional).** Leaders wear the same visored cap as the youth they serve—blue and gold for Cub Scouting, blue and light blue for Webelos Scouting, olive and red for Boy Scouting, and brown and blaze for Varsity Scouting. Campaign hat may be worn at troop option by Boy Scout leaders.

☐ **Blouse.** Women wear the long- or short-sleeve blouse. Cub Scout leaders have the option of either the yellow or tan blouse. Boy Scout leaders wear the tan blouse. Venturing leaders wear the green blouse. Shoulder loops are worn on the epaulets according to the position in which she is functioning, as follows:

Blue	Cub Scouting
Red	Boy Scouting
Blaze	Varsity Scouting
Green	Venturing
Silver	District/council (including chartered organization representative)
Gold	Region/national

☐ **Culottes, Slacks, or Shorts.** Blue (with yellow blouse) or olive (with tan blouse) for Cub Scout leaders, olive for Boy Scout leaders, and gray for Venturing leaders. Blue socks with gold tops are worn with blue shorts, and olive green socks with red tops are worn with olive green shorts.

Belt (if applicable). Blue with Cub Scout or Webelos Scout buckle with blue pants, olive with Boy Scout buckle with olive green pants.

Neckerchief (optional). Blue and gold Cub Scout leader neckerchief for Cub Scout leaders, plaid Webelos Scout neckerchief with gold trim for Webelos den leaders, troop option neckerchief for Boy Scout leaders.

Scarf (optional). Blue and gold scarf with blue and gold uniform, red and olive scarf with olive uniform.

Shoes. Leader option.

☐ **Insignia.** Correct placement left front, 10 points; right front, 10 points; left sleeve, 10 points; right sleeve, 10 points.

UNIFORM POINTS ☐

INSIGNIA POINTS ☐

TOTAL POINTS ☐

PERFECT SCORE 100 POINTS



3/8"



UNIFORM INSPECTION SCORE

Name _____ Unit No. _____

Address _____ District _____

Office _____ Den _____

#34281A



7 30176 34281 8

34281A
ISBN 0-8395-4281-X
©1997 Boy Scouts of America
1999 Printing

Position diagram of insignia (see above) on pocket to guide you on proper placement.

OUR UNIT INSPECTION
WILL BE HELD ON

BRING THIS FORM
WITH YOU

OVER